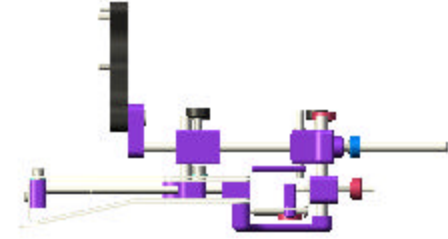
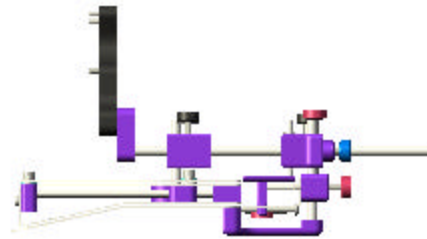
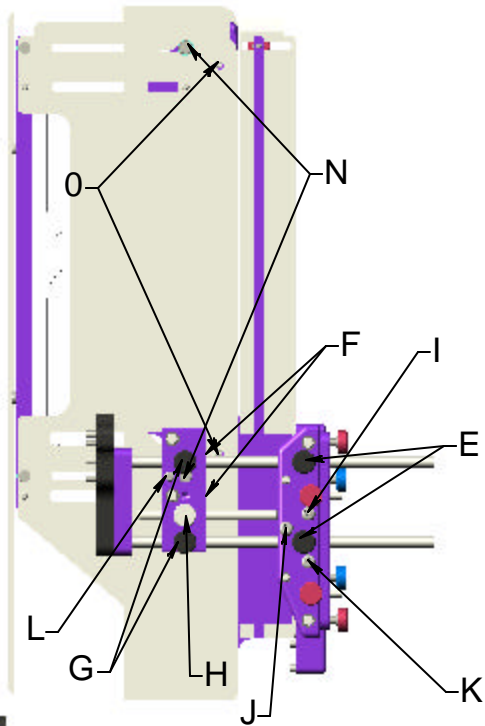


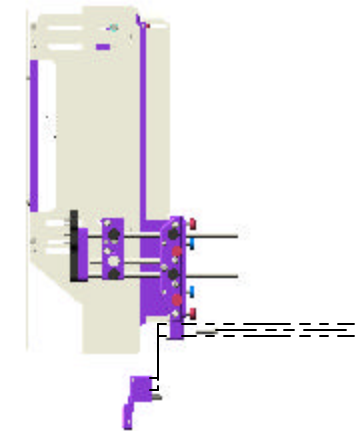
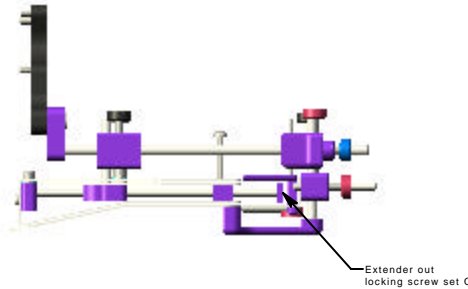
FLAT HEM OR CORD HEM
(WITH CORD SMALLER THAN 11MM SHOWN)

CORD HEM LARGER THAN 11MM
(20MM CONFIGURATION SHOWN)



POCKET

FLAT HEM



(step 1) INNER GUIDE VERTICLE ADJUSTMENT
To move vertically unlock set- screw set F
and turn adjustment screw L. Wedge should
be center vertically in guide
Lower guide may need to be lowered out of the way.
(See step 4).

(step 2) HEM EDGE ADJUSTMENT
To move horizontal unlock thumb screw set G
push guide into position

(step 8) To move horizontal unlock thumbscrew set D
and turn adjustment screw M.

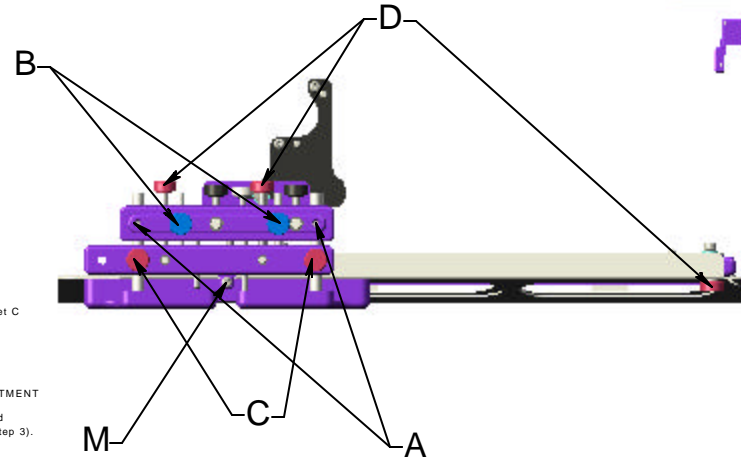
(step 7) To move verticle unlock thumbscrew set B
and turn adjustment screw J.

(step 6) To move vertical unlock thumbscrew set C
and turn adjustment screw K.

(step 3) INNER GUIDE HORIZONTAL ADJUSTMENT
To move horizontal unlock socket head set N
push guide into position

(step 5) LOWER GUIDE HORIZONTAL ADJUSTMENT
To move horizontal unlock thumbscrew set E
push guide into position. Edge should be aligned
vertically with inner guide edge (positioned in step 3).

(step 4) LOWER GUIDE VERTICLE ADJUSTMENT
To move vertical unlock set-screw set A
and turn adjustment screw I



SOUTHWEST MANUFACTURING SYSTEMS 10308 Rockingham Dr., #17 Sacramento, CA 95827 PH: (916) 366-1623 FAX: (916) 366-1628 www.southwestmfg.com		ITEM NO: MB WEDGE DESCRIPTION: RH HEM- CORD GUIDE MATERIAL TREATMENT:	REV: ARWP 5/27/2005 DATE: ARWP 5/27/2005 BY: B DESIGNED BY: A	REV: 11 SCALE: 1:1.5 SHEET: 2 OF 2 DATE: 8/08
UNLESS OTHERWISE SPECIFIED: DIMENSIONS ARE IN MILLIMETERS BREAK ALL EDGES 3R .50 ALL DIAMETERS CONCENTRIC ±.05	TOLERANCES ARE: XX ± .020 X ± .125-.25	PART NO: 313-810B DESCRIPTION: MB WEDGE / CORD FLAT & OPEN / 3-30 HT PART NO: 313-800B- Adjustment		